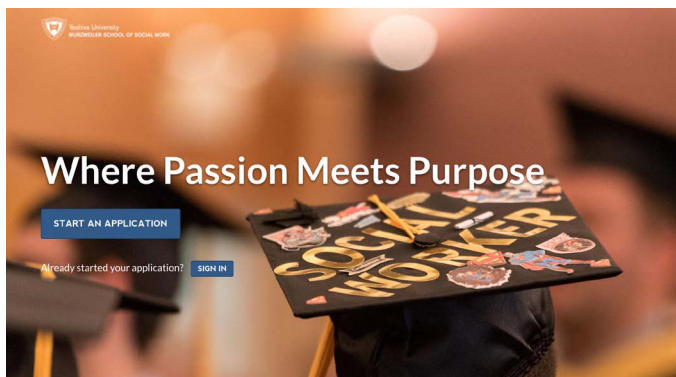




# APPLYING TO THE ONLINE MASTER OF SOCIAL WORK

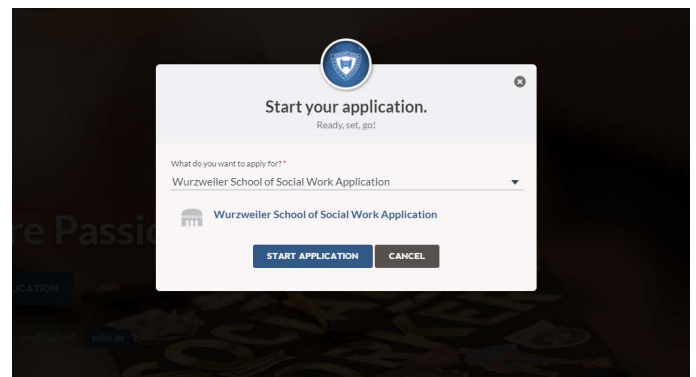
### 1

Visit [online.yu.edu/wurzweiler](https://online.yu.edu/wurzweiler) and click "Start An Application."



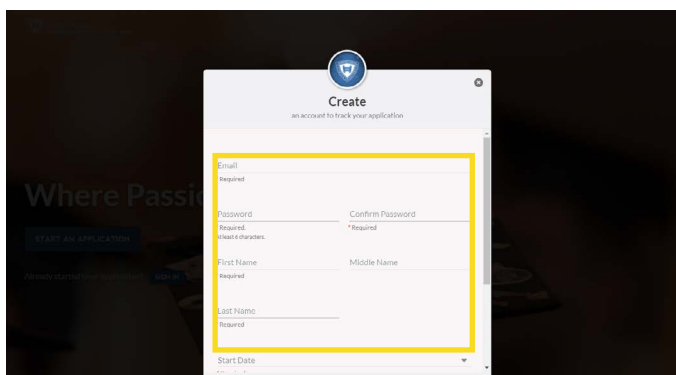
### 2

Select "Wurzweiler School of Social Work Application" from the drop-down, and then click "Start Application."



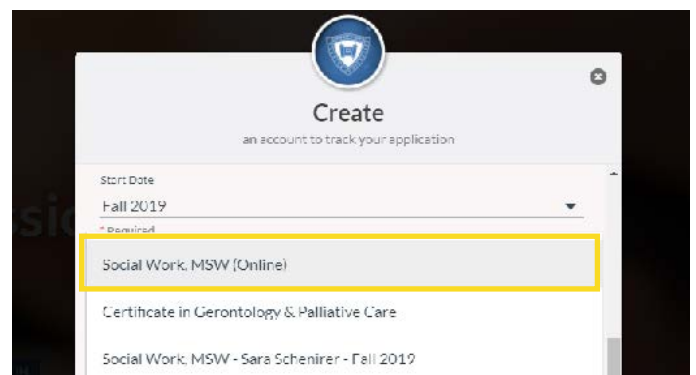
### 3

Create an account by filling in all required fields in the provided form.



### 4

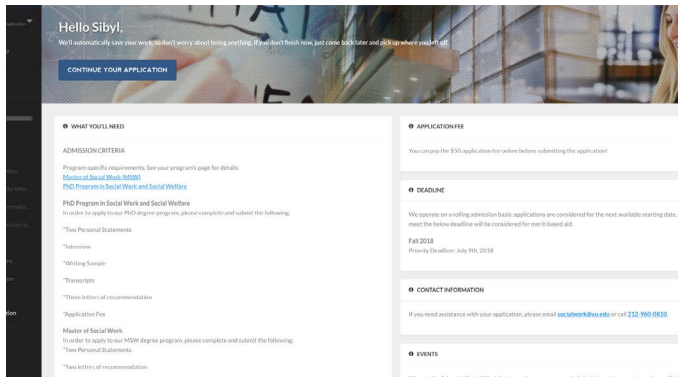
Under "Intended Program of Study" select "Social Work, MSW (Online)."





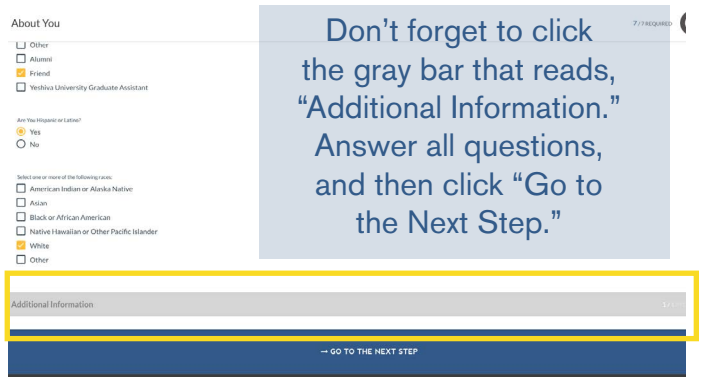
### 5

Click “Start Your Application” at the top of the page. Scroll down to answer the additional information questions located at the bottom of the screen.



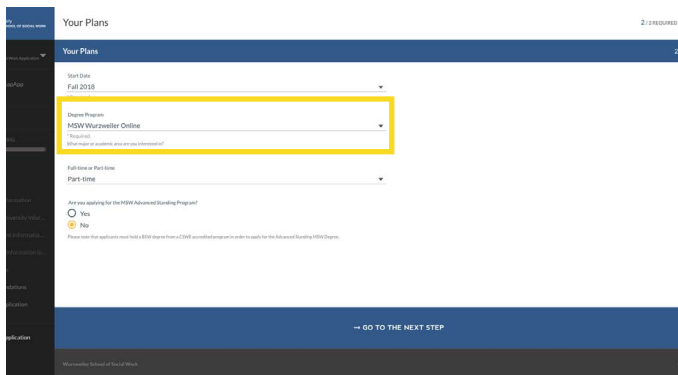
### 6

Complete the “About You” section.



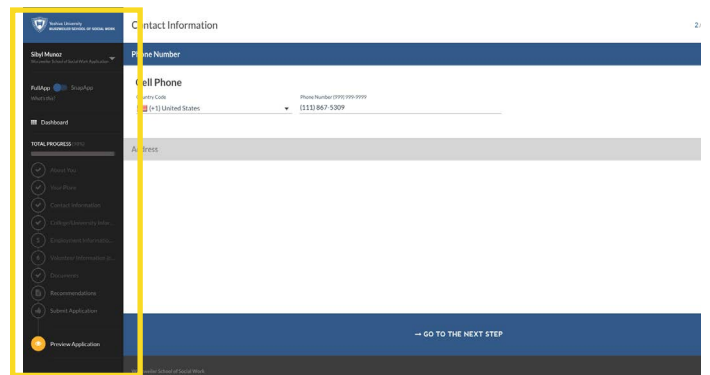
### 7

On the “Your Plans” page, select “MSW Wurzweiler Online” from the “Degree Program” drop-down.



### 8

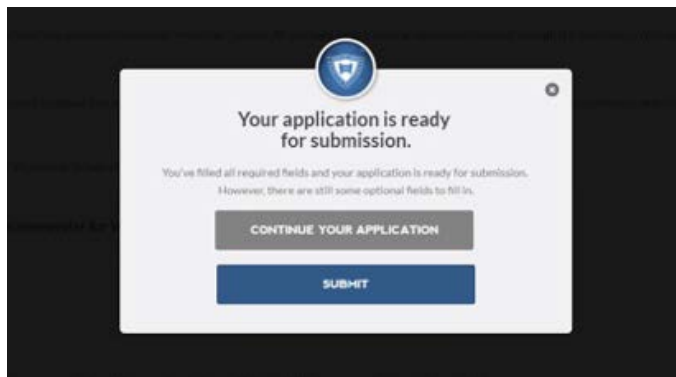
Continue through each section identified on the left-hand side, completing all required fields and forms and uploading all specified documentation.





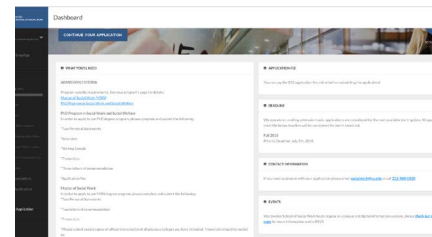
### 9

Once you have completed all required sections, click “Submit” in the pop-up window.

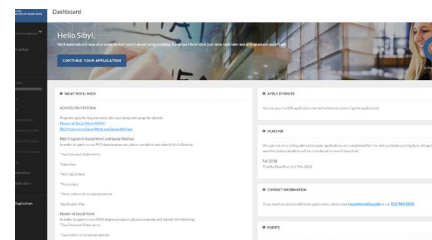


## Getting to Know Your Application Dashboard

From your application dashboard, you can:



Identify key dates and contact information



Check the progress of your application

## Knowing When to Click “Save”

Be sure to click “Save” after providing college, employment and volunteer information.

- Keep track of what documents you've uploaded
- Create a preview of your application
- Identify key dates and contact information
- Edit your profile or change your password

Have questions about the application process?

Contact an Admissions Advisor at 866-545-9506.